

Unleash Your Design Potential: UI/UX Complete Course

Ecorporate Trainings is excited for our comprehensive UI/UX Design Complete Course. This program is meticulously crafted to transform aspiring designers into industry-ready professionals, equipped with the skills to create engaging and intuitive digital experiences. Prepare to embark on a career-defining journey that blends creativity with technical mastery.



Ecorporate Trainings
Transforming learners into leaders.

About Ecorporatetrainings:-

Ecorporatetrainings leading e-learning platform providing live instructor-led interactive online training. We cater to professionals and students across the globe in categories like Big Data & Hadoop, Business Analytics, NoSQL Databases, Java & Mobile Technologies, System Engineering, Project Management and Programming, UI/UX design. We have an easy and affordable learning solution that is accessible to millions of learners.

Ecorporatetrainings Masters Program will provide you in-depth knowledge of front-end and back-end technologies including JavaScript, HTML, CSS, NodeJS, Python, AngularJS, MongoDB, SQL ,AI and ML UI/UX Design and many more thereby making you an expert full stack web developer. The program provides access to 200+ hours of interactive online learning, 10+ industry-based use cases, skills specific assessments and other resources. There are no prerequisites for enrolment to the Masters Program. It is designed and developed to accommodate diverse professional backgrounds. Our Masters Program recommends the ideal path for becoming a Full Stack Developer ,Analyst however, it is learners preference to complete the courses in any order they intend to.



Ecorporate Trainings
Transforming learners into leaders.

Why UI/UX Design Matters

In today's digital landscape, exceptional user experience (UX) and captivating user interface (UI) are paramount for success. This course delves into the fundamental differences and symbiotic relationship between UI and UX, providing a holistic understanding of user-centered design. You'll explore the 'why' behind design decisions, moving beyond aesthetics to create solutions that genuinely address user needs and business objectives.

UI vs. UX Distinction

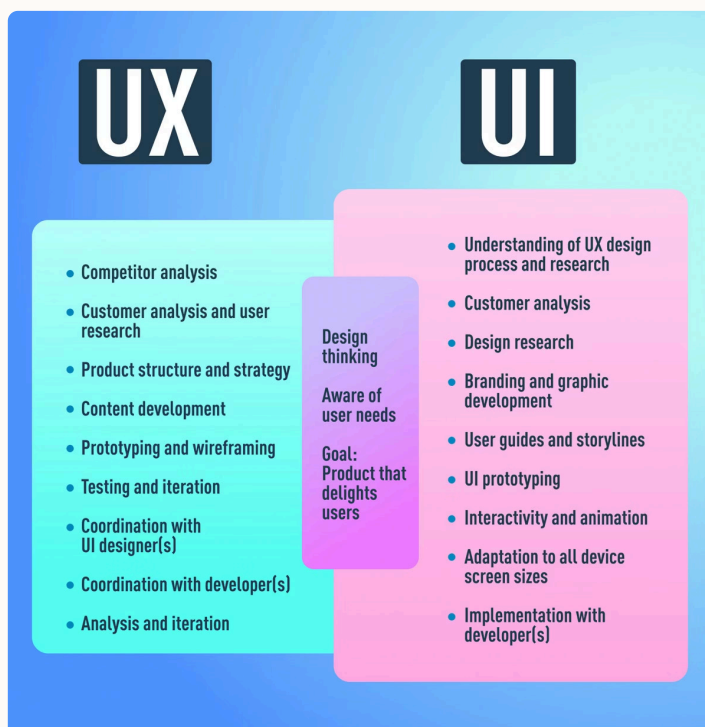
Understand the core differences and complementary nature of User Interface and User Experience design.

Design Thinking Philosophy

Embrace a human-centered approach to problem-solving, fostering innovation and user satisfaction.

Real-World Application

Apply theoretical knowledge to practical scenarios, preparing you for immediate impact in the industry.



Mastering UX Research and Strategy

Effective design begins with a deep understanding of the user. This section of the course equips you with essential UX research methodologies to uncover user behaviors, motivations, and pain points. Learn to translate these insights into actionable strategies that form the bedrock of successful design. By empathising with your users, you'll be able to create truly resonant digital products.



Empathy Mapping

Develop a profound understanding of your target users' thoughts, feelings, and actions.



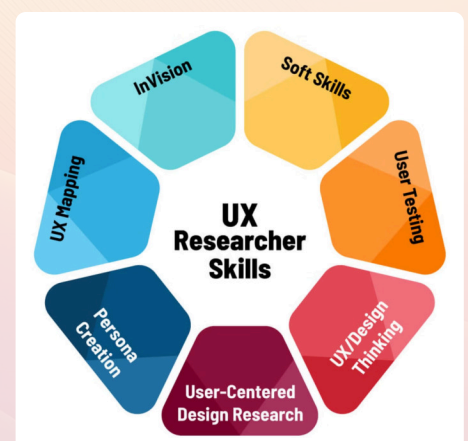
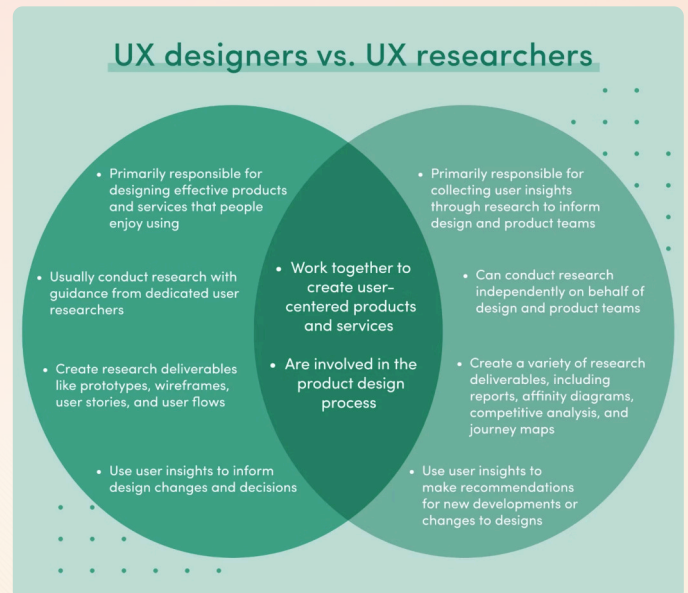
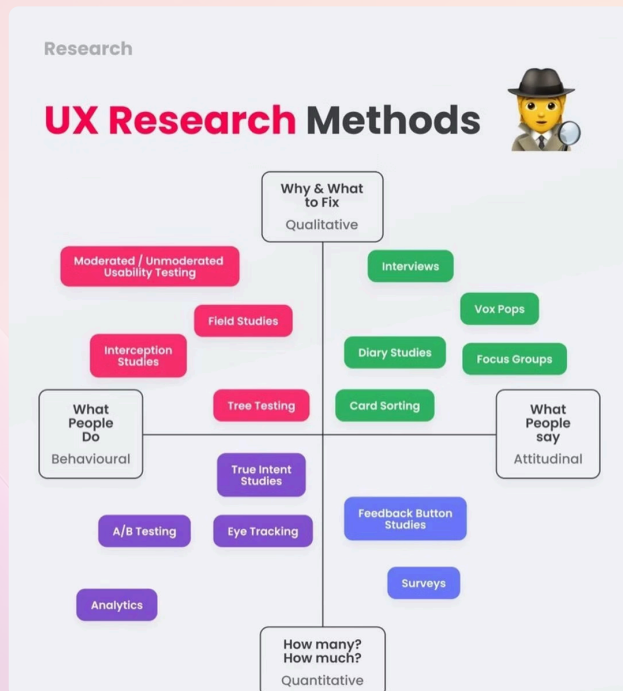
Persona Creation

Craft detailed user personas to represent your audience segments, guiding design decisions.



Journey Mapping

Visualize the complete user journey to identify opportunities for improvement and innovation.



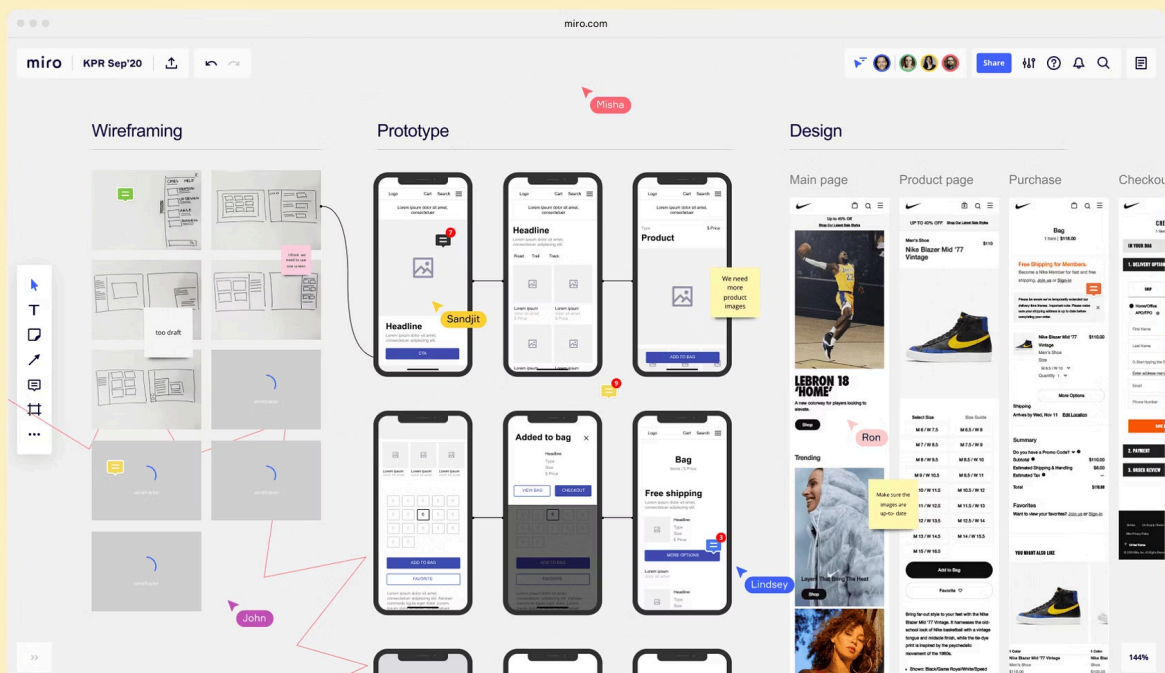
Wireframing and Prototyping Essentials

Bring your ideas to life through hands-on practice with industry-standard tools. This module focuses on the crucial stages of wireframing and prototyping, allowing you to rapidly iterate and test design concepts. You'll gain proficiency in creating low-fidelity wireframes to outline structure and high-fidelity prototypes to simulate user interaction, ensuring a smooth and intuitive flow before development.

Key Prototyping Tools

- Figma: Collaborative interface design tool
- Adobe XD: Comprehensive UX/UI design platform
- Sketch: Popular vector graphics editor for Mac

Learn to leverage these powerful tools to create interactive and engaging prototypes that effectively communicate your design vision.



Mastering UI Design Principles

Elevate your designs from functional to beautiful by mastering the core principles of User Interface design. This section covers the foundational elements that contribute to visually appealing and highly usable interfaces. You will learn to strategically apply color theory, typography, and layout techniques to create intuitive and aesthetically pleasing digital products that enhance the user experience.

1

Color Theory

Understand the psychology of color and its impact on user perception.

2

Typography Selection

Choose and pair fonts effectively for readability and brand identity.

3

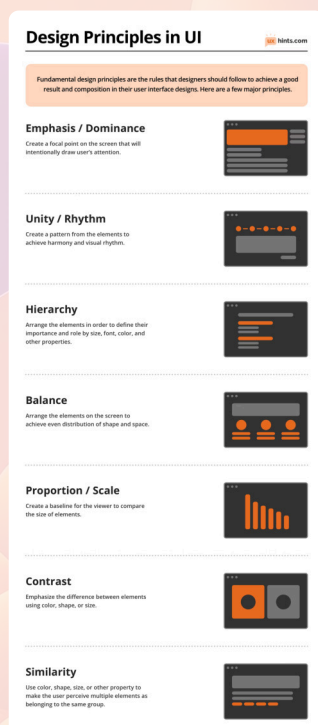
Layout Systems

Design organized and intuitive visual hierarchies for seamless navigation.

4

Accessibility Standards

Ensure your designs are inclusive and usable by all, regardless of ability.



What is a Website User Interface Design?



RSR3



Ecorporate Trainings
Transforming learners into leaders.

Industry-Standard Design Tools

Gain hands-on expertise with the essential software used by top design professionals. This course provides practical training in a suite of powerful tools that cover the entire design workflow, from initial concept to developer handoff. You'll develop proficiency that makes you a valuable asset in any design team, ready to tackle complex projects with confidence.

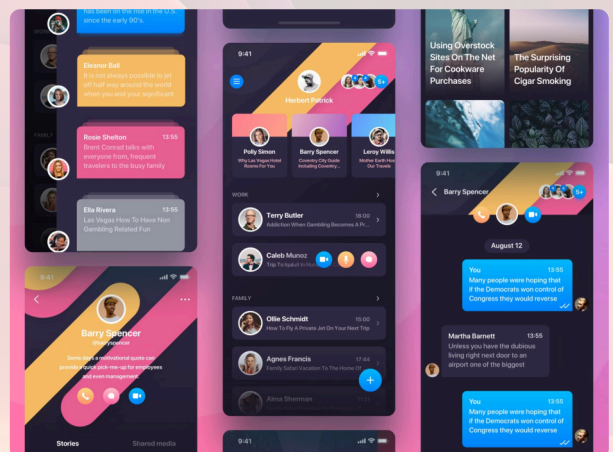
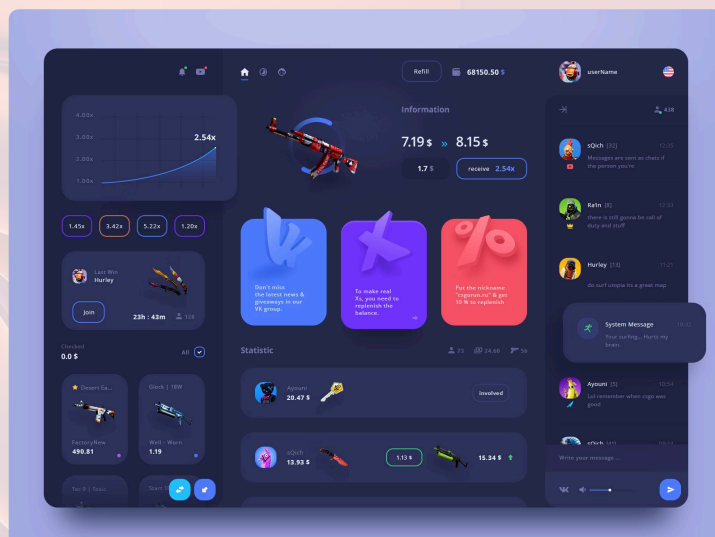
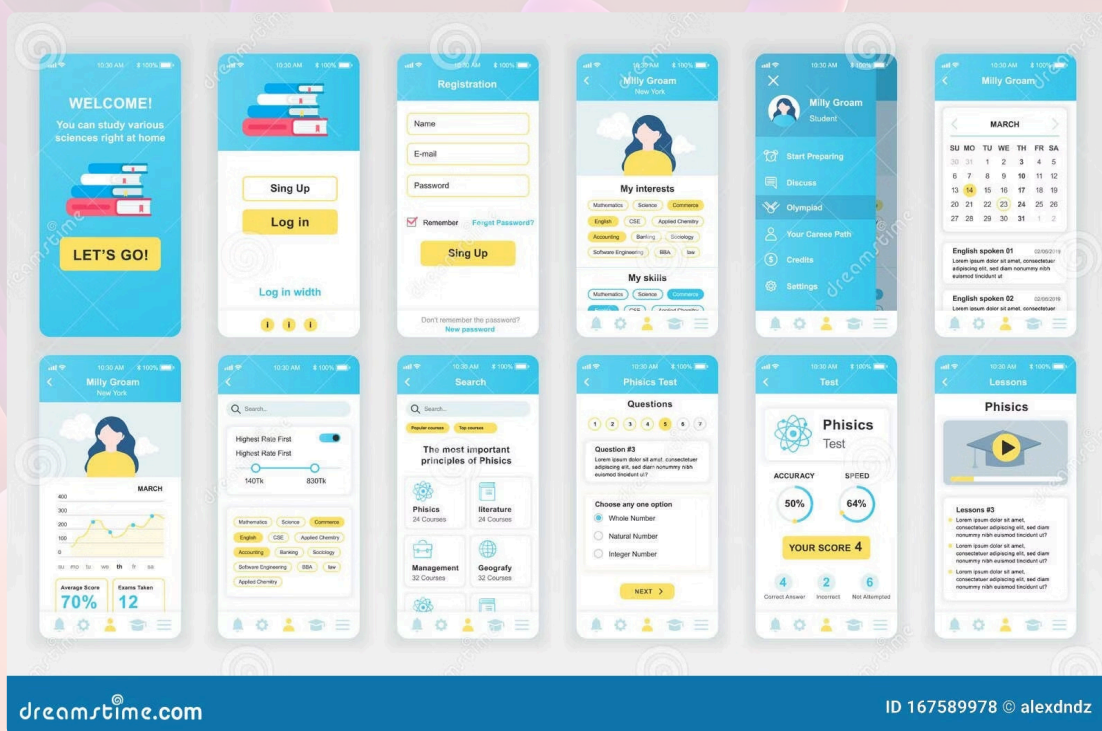


UI UX Design Tools	Features	Strengths	Use Cases
 Figma	Supports advanced drawing tools and reusable components, and real-time collaboration.	Cloud-based nature, seamless collaboration.	Create graphics, interactive prototypes, websites, and more with real-time collaboration.
 Adobe XD	Supports voice prototyping, auto-animate features, and repeat grid tool	Quick mockups, extensive asset, and integration with other Adobe tools.	Create digital design and prototyping user interfaces (UI) and user experiences (UX).
 Sketch	Reusable components, plugins, and shared libraries for teams.	Extensive plugin ecosystem.	Create concept pages, icons, and other web elements.
 InVision	Responsive design, rapid prototyping, and advanced animations.	Assets sharing, giving and getting real time feedback.	Basic prototyping, collaboration (Freehand), and handoff (Inspect) capabilities.
 Balsamiq	Extensive library of UI components, drag-and-drop functionality, and low-fidelity wireframes.	Good for beginners or quick, low-fidelity wireframes.	Create quick wireframes and mockups, ideal for sketching.
 Marvel	User testing features like user flows, heatmaps, and screen recordings.	Get valuable insights with help of user testing features.	Create all sorts of mockups, prototypes, and wireframes.
 axure	Conditional logic, variables, adaptive views and automated documentation.	Advanced interaction features for complex projects and detailed prototyping.	Built for interaction design and functional prototyping.

Responsive Design for Modern Experiences

In an increasingly multi-device world, designing for responsiveness is no longer optional – it's a necessity. This module teaches you the principles and techniques for creating adaptable interfaces that provide seamless experiences across various screen sizes, from desktops to mobile phones. You'll master mobile-first design strategies, ensuring your products are accessible and delightful on any device.

The ability to design fluid and flexible layouts is crucial for reaching a wider audience and ensuring optimal usability, regardless of how users access your product.



UX Writing and Usability Testing

Effective design extends beyond visuals; it encompasses every interaction and piece of content. This section focuses on the art of UX writing, crafting concise and helpful microcopy that guides users intuitively through interfaces. Furthermore, you'll learn the invaluable practice of usability testing, gathering crucial feedback to refine your designs and ensure they meet user expectations.

The Power of Words

Learn to write clear, concise, and empathetic microcopy that enhances the user journey and prevents confusion.

Iterative Design

Understand how to conduct usability tests, analyze feedback, and implement improvements for continuous design refinement.

1

Crafting Microcopy

Develop skills in writing effective button labels, error messages, and navigation text.

2

Usability Testing

Conduct user tests to identify pain points and validate design solutions.



Live Project and Portfolio Creation

The culmination of your learning journey will be a hands-on live project, where you'll apply all acquired skills to a realistic design challenge. This practical experience is invaluable for solidifying your understanding and building confidence. Upon completion, you'll develop a professional design portfolio, showcasing your best work to potential employers and clients. This portfolio is your ultimate calling card in the competitive design industry.

Live Project

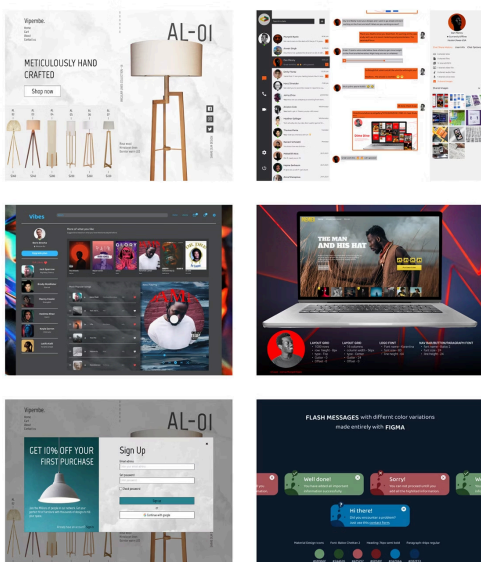
Apply end-to-end UI/UX design process to a real-world scenario, from research to prototyping.

Portfolio Development

Curate and present your best design projects, demonstrating your capabilities and creative vision.



UI Design Projects



Ecorporate Trainings
Transforming learners into leaders.

Certification and Career Support

Upon successful completion of the UI/UX Design Complete Course, you will receive a recognized certification from Ecorporate Trainings, validating your expertise. Beyond certification, we are committed to your career success, offering comprehensive support services to help you transition into a fulfilling role in the design industry. Your journey to a successful design career starts here.

1

Recognised Certification

A valuable credential to boost your professional profile.

2

Resume Optimisation

Tailored advice to make your CV stand out to recruiters.

3

Portfolio Refinement

Expert guidance on showcasing your work on platforms like Behance and Dribbble.

4

Mock Interviews

Prepare confidently for interviews with simulated real-world scenarios.

[Enroll Now](#)

[Contact Us](#)

Industry-Recognised Certification:

Upon successful completion of the UI/UX Design Training Course, you will receive an industry-recognised certification from Ecorporate Trainings. This certification serves as a testament to your acquired expertise and commitment to professional development in the UI/UX Designing field.

"Certification from Ecorporate Trainings validates your skills and enhances your professional credibility in the competitive tech market."

This credential will significantly boost your CV, opening doors to new career opportunities and demonstrating your readiness to contribute to Designing-driven projects. It's a valuable asset that will distinguish you in the eyes of employers.

Our certification validates your skills across the crucial areas of designing, signalling to potential employers that you possess the practical knowledge required for immediate impact. It sets you apart, demonstrating your commitment to professional development and your readiness to tackle complex UI/UX designing challenges.



Ecorporate Trainings
Transforming learners into leaders.

For more Details & Call to Action..

The "UI/UX Designing" is promising to be a game-changer for your QA career. Upon successful completion of the course, you will receive an industry-recognized certification from Ecorporate Trainings, validating your expertise and enhancing your professional credibility.

Test smarter. Automate faster. Grow bigger — with Ecorporate Trainings. Don't miss this opportunity to become a UI/UX Designing expert. Visit our website and be among the first to enroll!

Visit <https://www.ecorporatetrainings.com/>



+91-9663241204



ecorporatetrainings@gmail.com




Instagram



Instagram (@ecorporatetrainings)

Instagram photos and videos



www.facebook.com



Ecorporate Trainings | Bangalore

Ecorporate Trainings, Bangalore, India.

Transforming Learners into Leaders 🏆 Your on...



Bluesky Social



ecorporatetraining.bsky.social



Ecorporate Trainings

Transforming learners into leaders.



Twitter



ecorporate trainings

Transforming Learners into Leaders 🏆 Your one stop for upskilling your software skills



Ecorporate Trainings
Transforming learners into leaders.